

80SQ045

PRV : 45 Volts

I_o : 8.0 Amperes

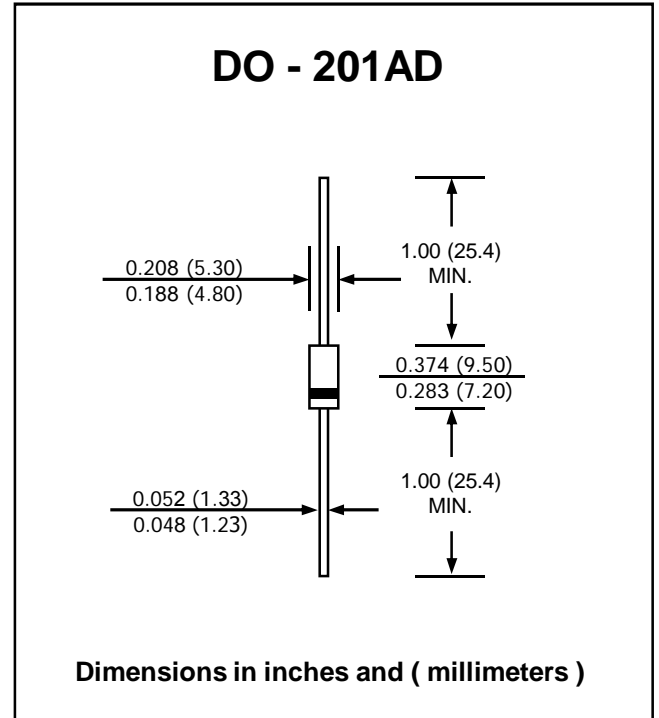
FEATURES :

- * High current capability
- * High surge current capability
- * High reliability
- * High efficiency
- * Low power loss
- * Low cost
- * Low forward voltage drop
- * **Pb / RoHS Free**

MECHANICAL DATA :

- * Case : DO-201AD Molded plastic
- * Epoxy : UL94V-O rate flame retardant
- * Lead : Axial lead solderable per MIL-STD-202, Method 208 guaranteed
- * Polarity : Color band denotes cathode end
- * Mounting position : Any
- * Weight : 1.1 grams

SCHOTTKY BARRIER RECTIFIER DIODE



MAXIMUM RATINGS AND ELECTRICAL CHARACTERISTICS

Rating at 25 °C ambient temperature unless otherwise specified.
 Single phase, half wave, 60 Hz, resistive or inductive load.
 For capacitive load, derate current by 20%.

RATING	SYMBOL	VALUE	UNIT
Maximum Recurrent Peak Reverse Voltage	V _{RRM}	45	V
Maximum RMS Voltage	V _{RMS}	31	V
Maximum DC Blocking Voltage	V _{DC}	45	V
Maximum Average Forward Current TL = 75 °C PsiJL = 12 °C/W, P.C. Board mounting	I _{F(AV)}	8.0	A
Maximum Peak Forward Surge Current, 8.3ms single half sine wave superimposed on rated load (JEDEC Method)	I _{FSM}	150	A
Maximum Forward Voltage at I _F = 8 A (Note 1)	V _F	0.55	V
Maximum Reverse Current at Rated DC Blocking Voltage (Note 1)	I _{RM}	0.1	mA
Junction Temperature Range	T _J	- 65 to + 125	°C
Storage Temperature Range	T _{STG}	- 65 to + 150	°C

Notes :

(1) Pulse Test : Pulse Width = 300 μs, Duty Cycle = 2%.



RATING AND CHARACTERISTIC CURVES (80SQ045)

FIG.1 - FORWARD CURRENT DERATING CURVE

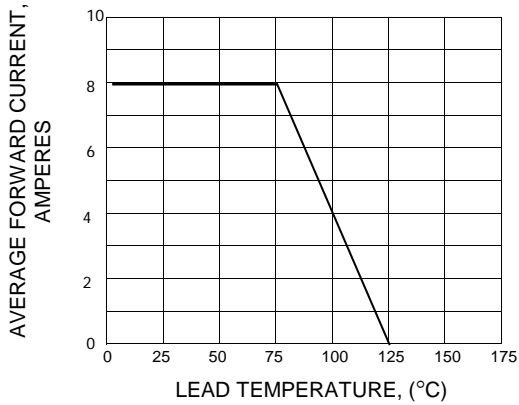


FIG.2 - MAXIMUM NON-REPETITIVE PEAK FORWARD SURGE CURRENT

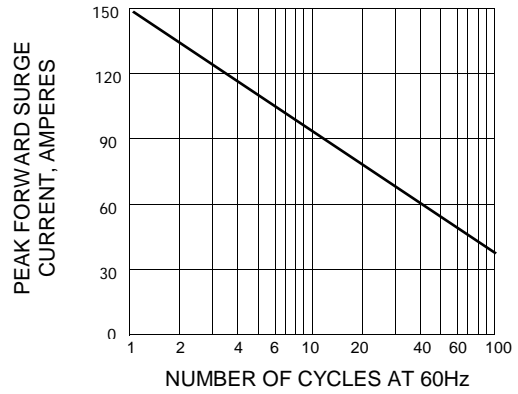


FIG.3 - TYPICAL FORWARD CHARACTERISTICS

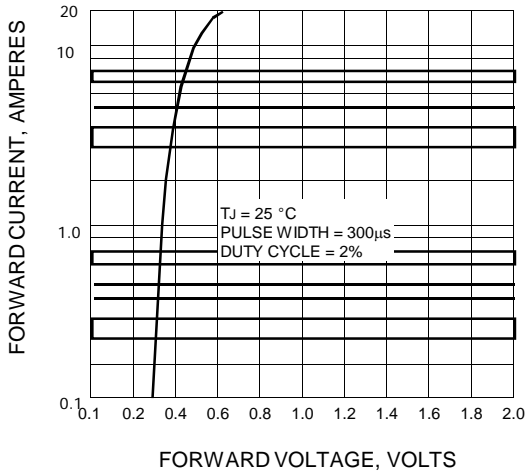


FIG.4 - TYPICAL REVERSE CHARACTERISTICS

